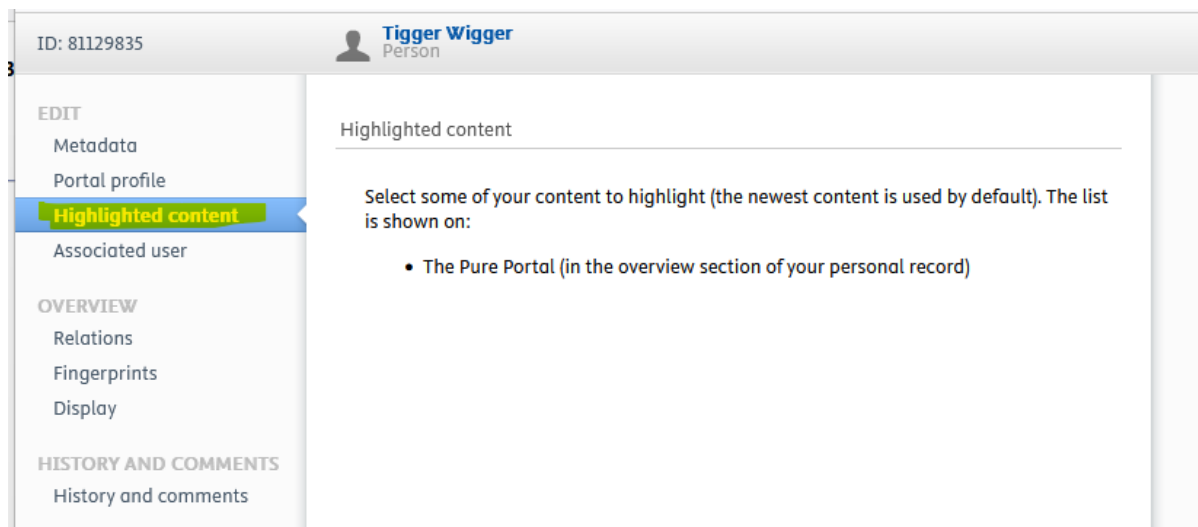


## Highlighting content on your Profile.

If you have specific publications that you would want to promote on your profile, then add these publications to the Highlighted Content section of Pure. The selected publications will then appear at the top of your publications list on your Profile.

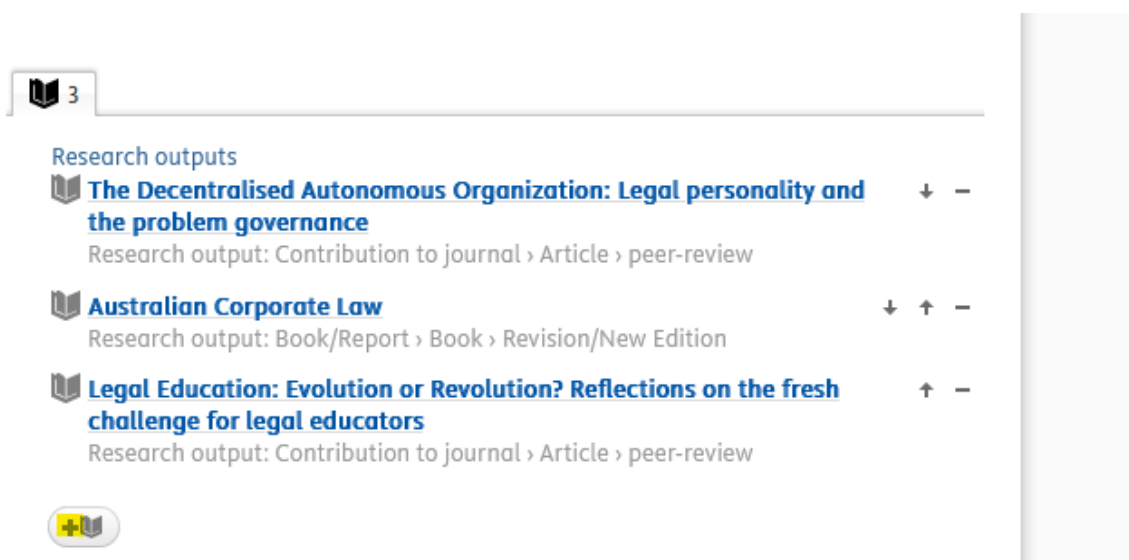
To do this:


- Log into Pure
- Click on 'Personal'
- Click on 'Edit Profile'
- On the next screen that pops up, click 'Highlighted content'



A list of Pure content types that you can select will appear in the right-hand side panel.

Select your publications to highlight (by default, your most recent outputs are appearing).





Clicking the  sign will bring up additional options for you to select.

You can also type text into the search bar that appears if you know the title of the publication you are



looking for.

To change the order in which the content appears on your profile, use the   to sort to your preference.

Press Save when complete.

The research outputs that you have highlighted will show at the top of your publications list and in the same order you have selected. Your other publications will also be listed but in date order, but the highlighted content selections will appear at the top in the order you have selected.