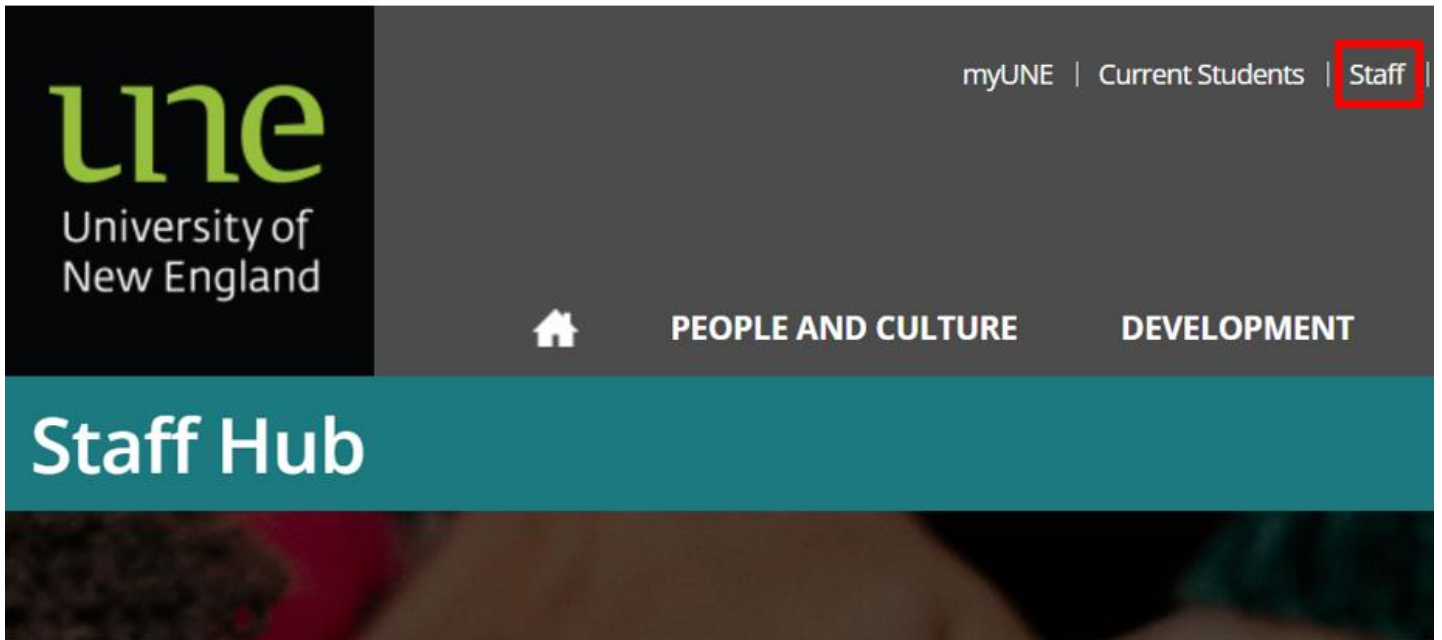


1. You can access Pure via the [UNE Staff Hub page](#).



2. Scroll down the Staff applications section.

3. Click on Pure.


## Staff applications

 Staff Directory

 Moodle

 Exchange

 Web Kiosk

 Zeno Expense


 TechnologyOne

 Callista


 IT Service Desk

 ServiceNow Catalogue

 Travel@UNE

 Heather - HR Portal

 Policies

 Compliance Register

 Contract Management System

 Delegation Register

 Business Intelligence Services

 Curriculum Management

 Promapp

 Pure

4. Log in to Pure using your UNE username and password – Single Sign On (SSO)
5. Complete the multi-factor authentication (MFA) process.

For assistance with technical issues with Pure, including access, please contact UNE Pure Support on [pure-support@une.edu.au](mailto:pure-support@une.edu.au)