


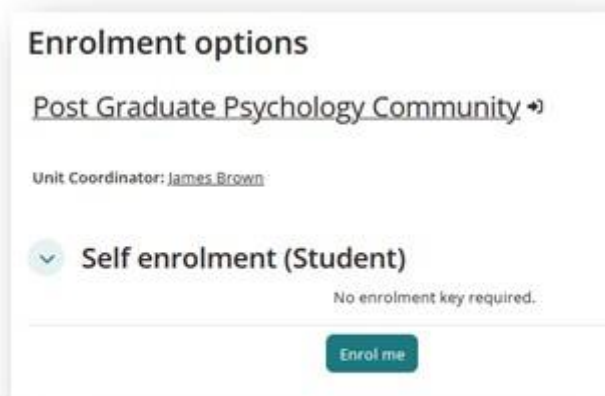
# Select Your Course in myLearn

Once you have access to myLearn, login and follow these instructions:

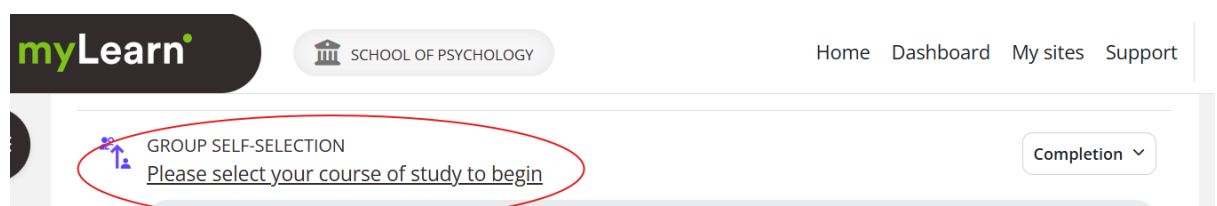
1. Go to your **My Sites** tab at top-right, and click on the '**Post Graduate Psychology Community**' tile.



2. If you cannot see it listed there you can use the search tool (top-right) to search for it by name and self-enrol in the site.



3. Scroll down and click on the **Group Self-Selection** activity



4. Find the course you've been admitted to in the list and click the **Become a member** of button to register.



Become member of

**NOTE for returning students only:** If you have recently completed a Psychology course and are now commencing a new one, you will need to “Leave group” for your previous course before joining the new course you have been admitted to. To do this, email [servicedesk@une.edu.au](mailto:servicedesk@une.edu.au) and request that they do this for you.

5. Your **Course Tile/s** will now show up on the [site Home page](#). You may need to reload the page.